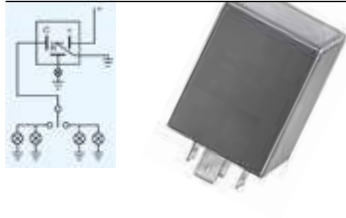


LES CENTRALES CLIGNOTANT

Avec détection d'échec et patte de fixation

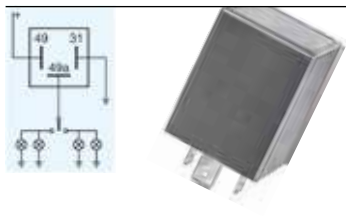
Vendu en sachet de 1



2 X 21 OU 4 X 21 WATTS / 12 VOLTS

795 015 6


- > NORME BNA (SAE)
- > BOX 30 mm
- > Dimension : 30 x 30 x 42 mm
- > PSA / Renault / Fiat / Alfa / Seat / Lancia



2 X 21 OU 4 X 21 WATTS / 12 VOLTS

795 016 3

- > NORME DIN Standard
- > BOX 30 mm
- > Dimension : 30 x 30 x 42mm
- > Ford / Opel / BMW / Audi / Nissan / Honda / Volkswagen / Rover / Seat / Volvo / Suzuki




2 X 21 OU 4 X 21 WATTS / 12 VOLTS

795 019 4

- > NORME DIN Standard
- > BOX 40 mm
- > Dimension : 40 x 40 x 42 mm
- > Ford / Opel / BMW / Audi / Nissan / Honda / Volkswagen / Rover / Seat / Volvo / Suzuki

NOUVEAU




2 X 21 OU 4 X 21 WATTS / 180 WATTS / 12 VOLTS

795 020 0

- > NORME DIN Standard
- > BOX 40 mm
- > Dimension : 40 x 40 x 42 mm
- > Citroen / Fiat / Lancia / Seat

NOUVEAU



2 X 21 OU 4 X 21 WATTS / 12 VOLTS

795 021 7

- > NORME BNA (SAE)
- > BOX 30 mm
- > Dimension : 30 x 30 x 42 mm
- > Alfa / Fiat / Peugeot / Seat / Citroen / Lancia / Renault

NOUVEAU